

Sons de Carrilhões

João Pernambuco

6ª corda em Ré

Diagram 1: Notes a, i, m, a. Fret positions: 7°, 9°, 10°, 11°. Fingerings: 1 (a), 4 (i), 2 (m), 50 (a).

Diagram 3: Notes a, i, m, a. Fret positions: 5°, 6°, 7°, 8°. Fingerings: 1 (a), 2 (i), 4 (m), 23 (a).

1

2

3

Diagram 4: Notes a, i, m, a. Fret positions: 2°, 3°, 4°, 5°. Fingerings: 1 (a), 3 (i), 4 (m), 27 (a).

Diagram 5: Notes a, i, m, a. Fret positions: 3°, 4°, 5°, 6°. Fingerings: 1 (a), 3 (i), 3 (m), 2 (a).

4

5

Diagram 6: Notes a, i, m, a. Fret positions: 5°, 6°, 7°, 8°. Fingerings: 1 (a), 2 (i), 4 (m), 23 (a).

Diagram 7: Notes a, i, m, a. Fret positions: 2°, 3°, 4°, 5°. Fingerings: 1 (a), 1 (i), 4 (m), 50 (a).

6

7

Diagram 8: Notes a, i, m, a. Fret positions: 7°, 8°, 9°, 10°. Fingerings: 1 (a), 4 (i), 2 (m), 50 (a).

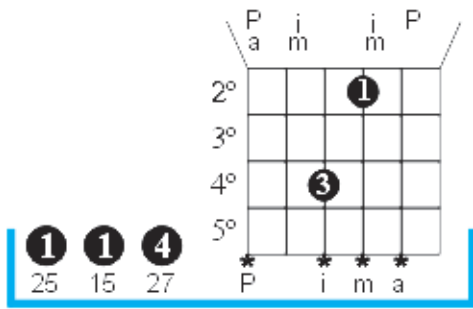
Diagram 10: Notes a, i, m, a. Fret positions: 5°, 6°, 7°, 8°. Fingerings: 1 (a), 2 (i), 4 (m), 23 (a).

8

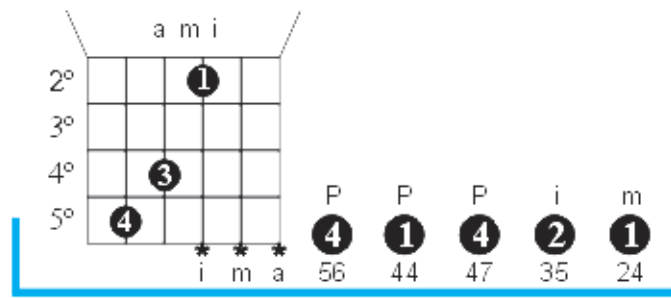
9

10

{ Sons de Carrilhões
Cont...



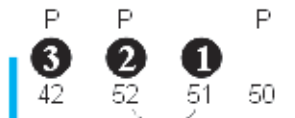
11



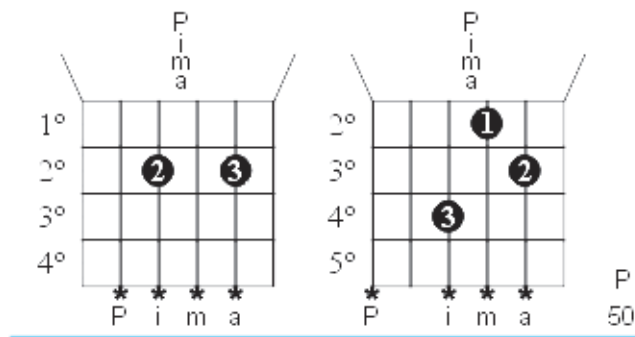
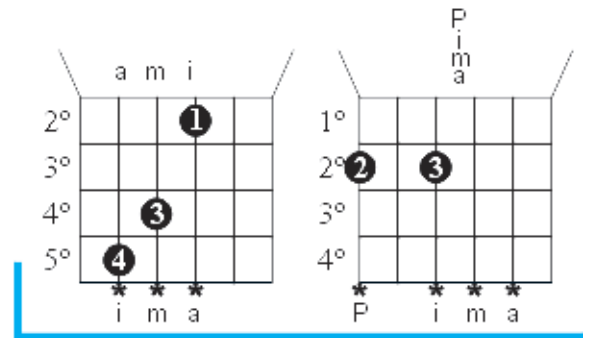
12



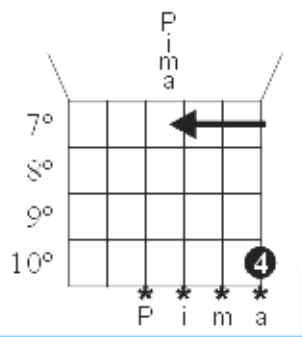
13



14

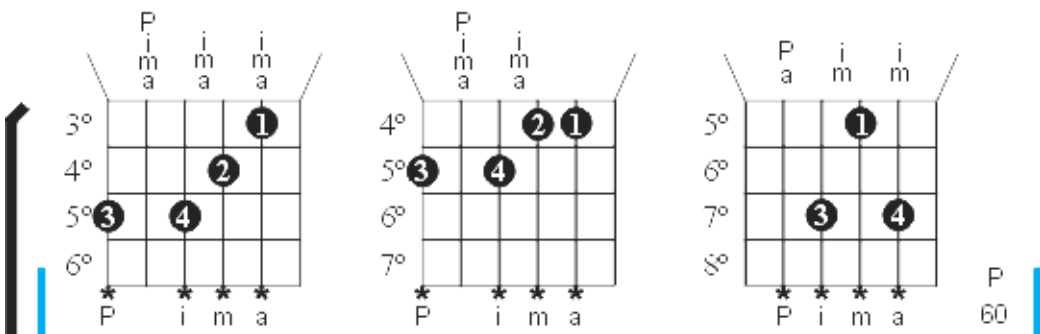


15



Fim

2ª parte (Sons de Carrilhões)



16



{ Sons de Carrilhoes
Cont...

17

17 17 112 110 17

18 19 20

28 37 49 510 49 37 110 19 110 19 17 210 29 28

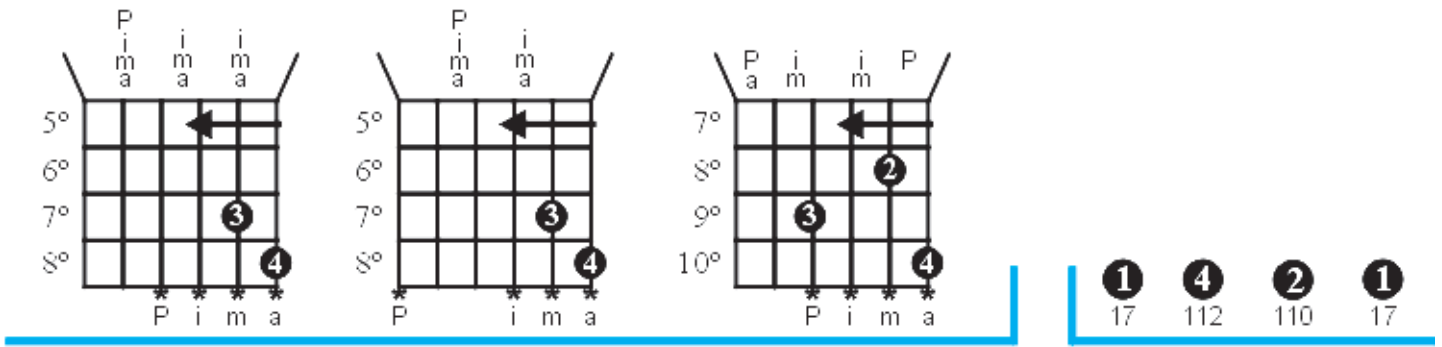
21 22

27 39 38 25 15 27 21 22

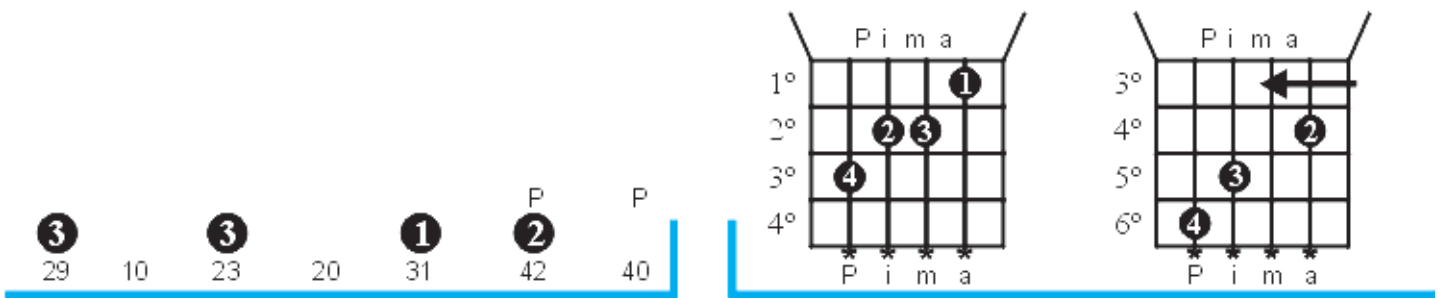
23

m 18 i 27 m 18

{ Sons de Carrilhoes
Cont...

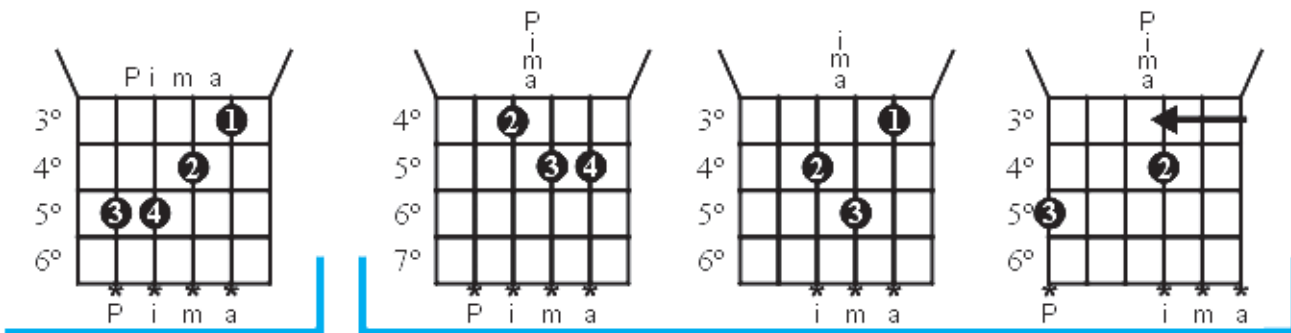


24

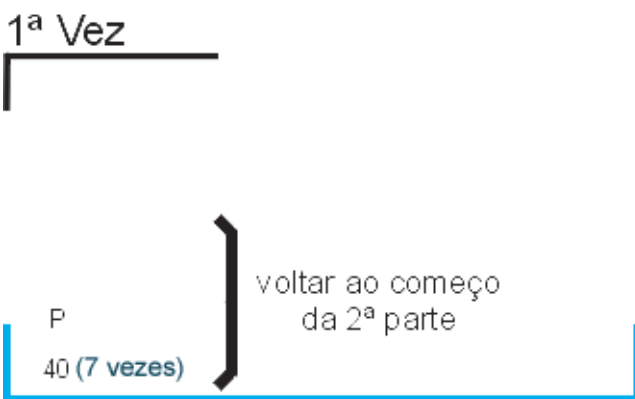


25

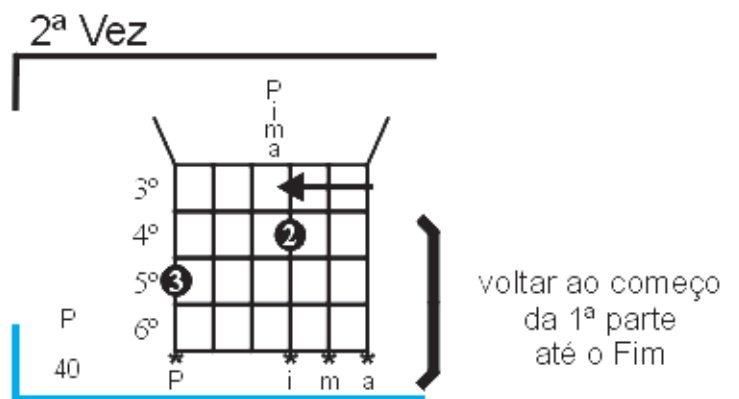
26



27



28



29